

DVR Systems

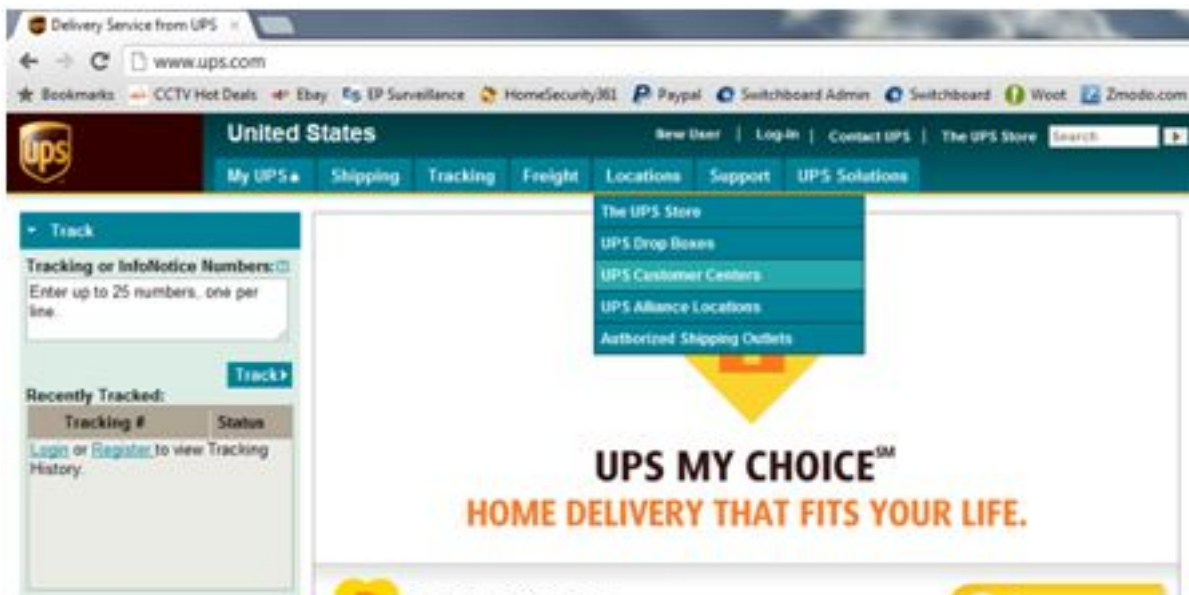
How to Arrange an Order Pickup at a UPS Distribution Center

UPS Customer Pickup

If your order was shipped using UPS and you would like to pick up your order from a local pickup station instead of allowing the order to be delivered, please follow these steps:

Step #1 - Locate the UPS tracking number associated with your order, then go to www.ups.com and retrieve the current status. This will give the current location and estimated delivery date so that a pickup can be arranged.

Step #2 - Under the "Locations" tab select UPS Customer Centers.

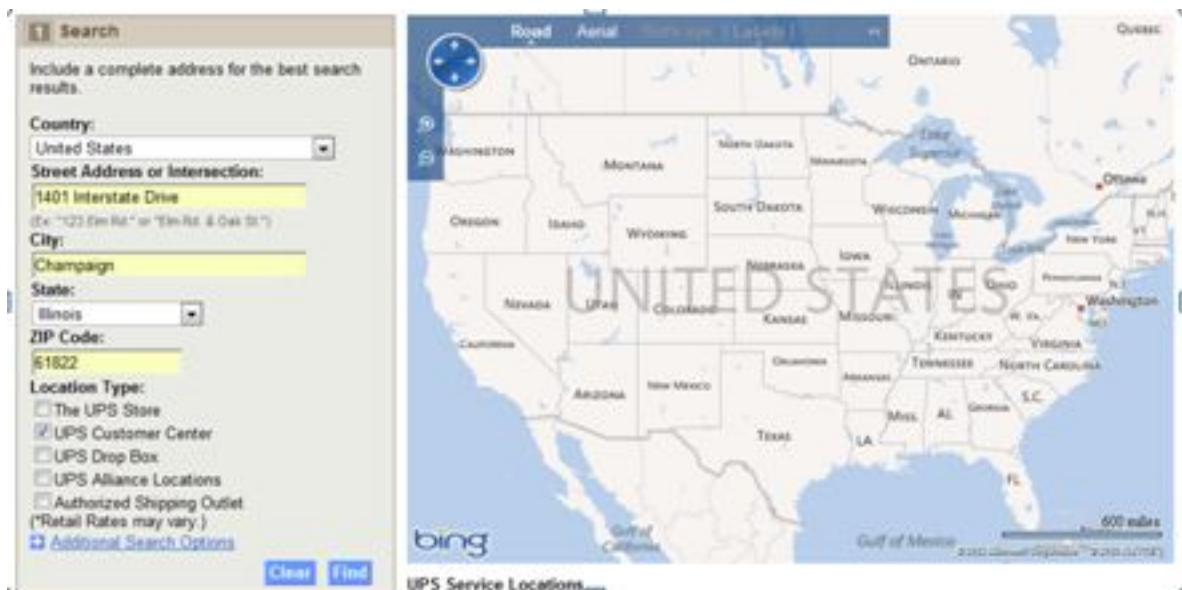


Step #3 - Select "Find Locations" from the list on the Right Side

DVR Systems



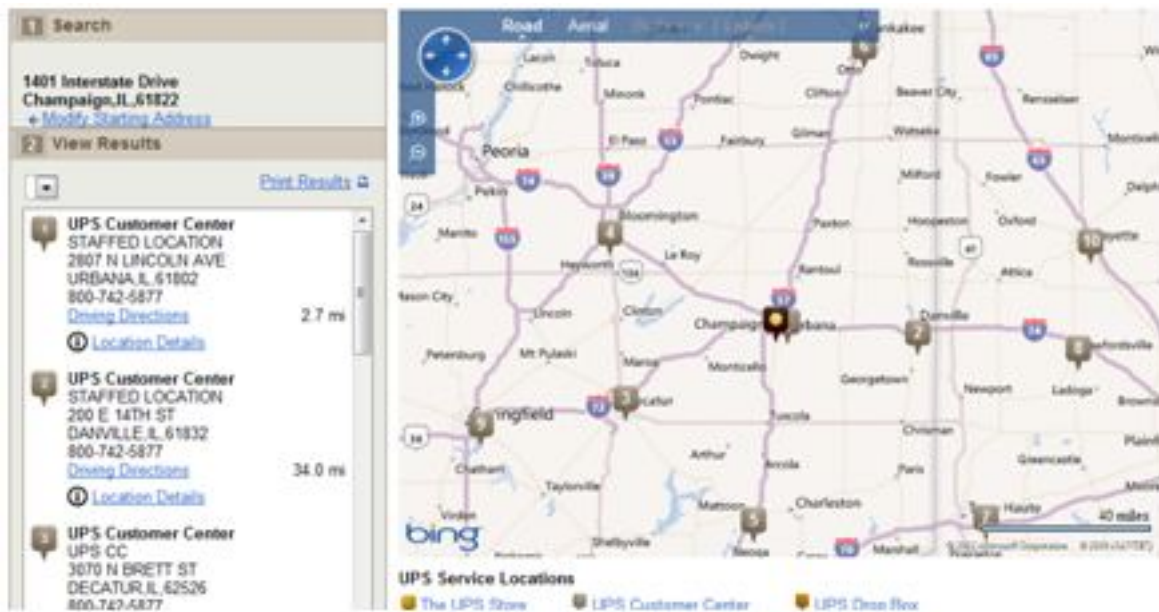
Step #4 - Fill in your address information on the Left Side. Next change the "Location Type" so the UPS Customer Center is the ONLY option selected. Then click on the "Find" button.



DVR Systems



Step #5 - The results will show the Customer Centers in the area based on the address criteria that you entered. Please note, it **MUST** be a "UPS Customer Center"



Step #6 - Contact the general UPS Customer Center (1-800-742-5877) to arrange a pickup at a local Customer Center. You must supply the tracking number when you call this number, and you will be required to present a valid picture ID when you pick up the order. The address on the ID must match the address on the package prior to it being released.

Unique solution ID: #1102

Author: Alex Crewell

Last update: 2013-08-16 22:48